

# ARE OUR CHILDREN LEARNING?

LITERACY AND NUMERACY ACROSS EAST AFRICA 2013

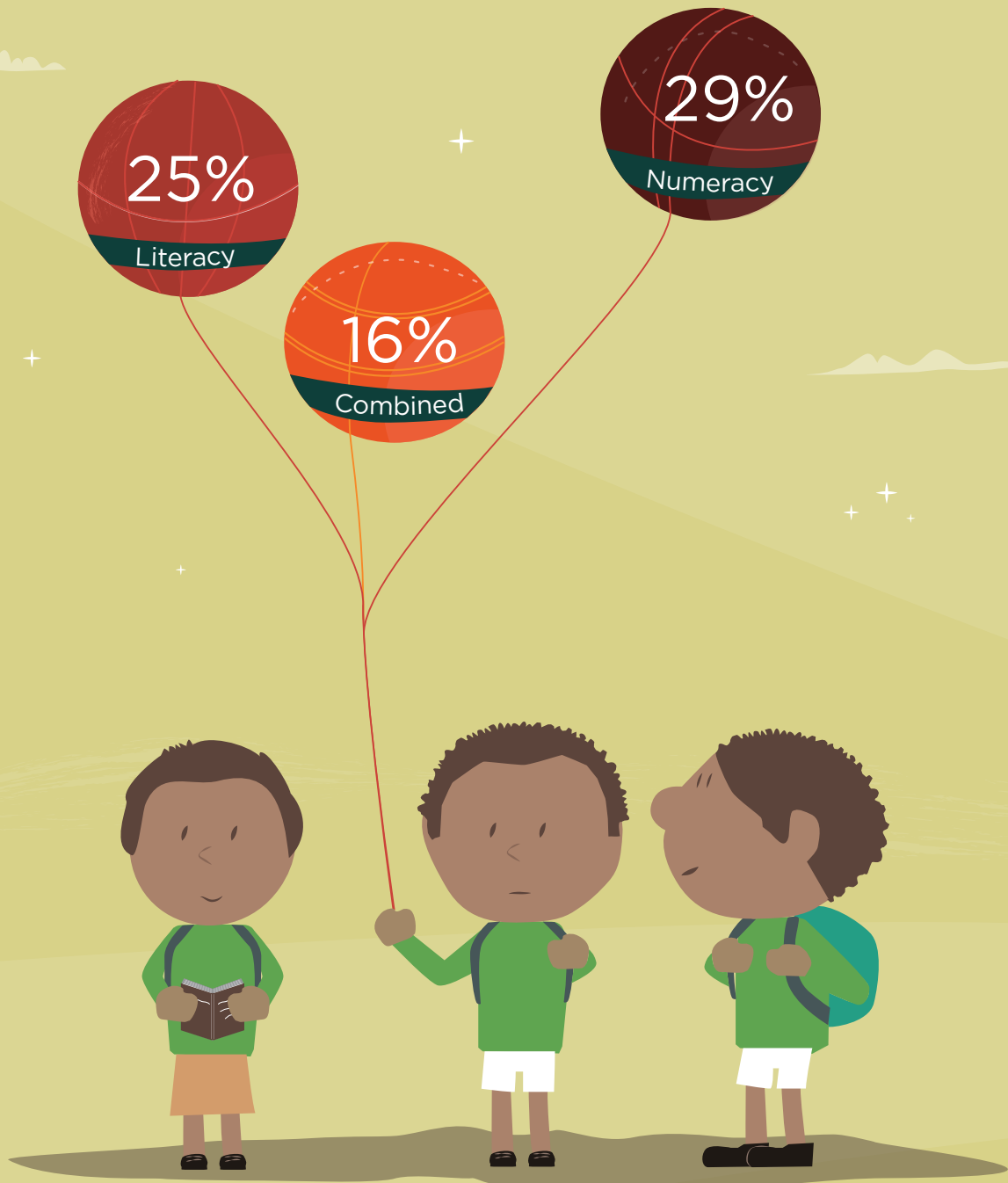


# 7

Facts to remember based on evidence generated from the Uwezo Annual Learning Assessment conducted in Kenya, Tanzania and Uganda in 2012.

## FACT 1

LESS THAN ONE THIRD OF PUPILS ENROLLED IN STANDARD 3 IN EAST AFRICA POSSESS BASIC LITERACY AND NUMERACY SKILLS.



---

29% of Standard 3 pupils passed the numeracy test while 25% passed the literacy test.

Only 16% passed both the literacy and numeracy tests combined.

---




**FACT 2**

AMONG PUPILS ENROLLED IN STANDARD 7, ONE IN FIVE DO NOT HAVE STANDARD 2 LEVEL LITERACY AND NUMERACY COMPETENCIES.



### FACT 3

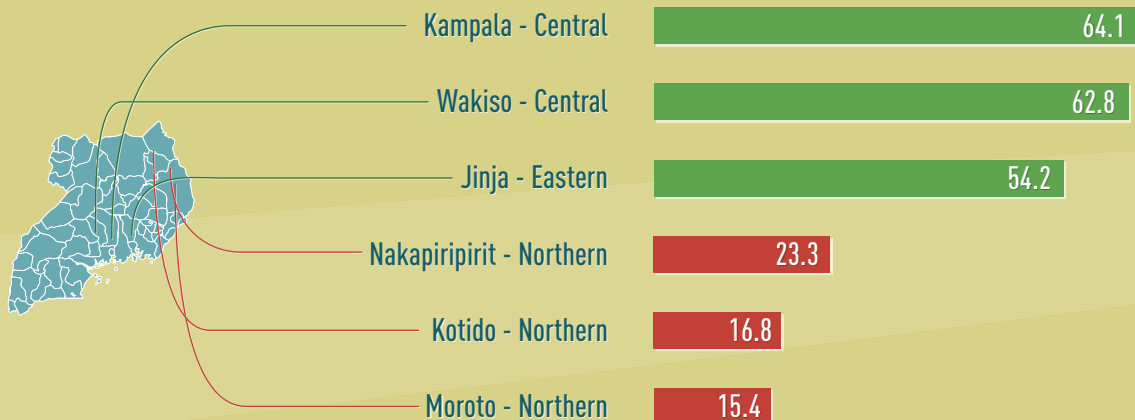

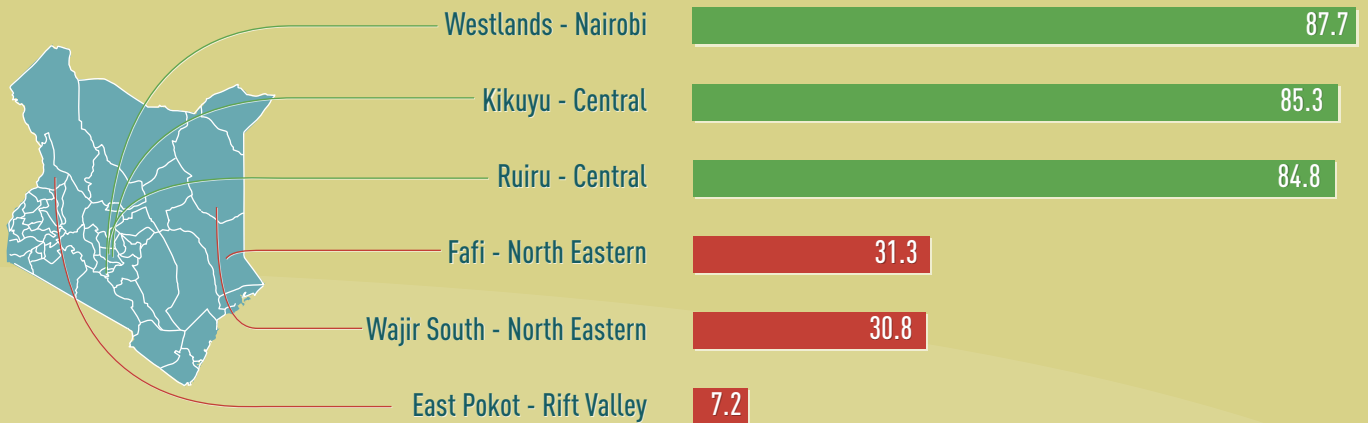
THERE ARE LARGE DIFFERENCES IN LEARNER ACHIEVEMENT AMONG THE THREE EAST AFRICAN COUNTRIES, WITH KENYA PERFORMING BETTER THAN THE OTHER TWO COUNTRIES.



Pass rates for all children aged 10-16

## FACT 4

THERE ARE LARGE DIFFERENCES IN PASS RATES AMONG DISTRICTS WITHIN INDIVIDUAL COUNTRIES.



## FACT 5

CHILDREN FROM POORER HOUSEHOLDS CONSISTENTLY PERFORM AT LOWER LEVELS ON ALL TESTS AND ACROSS ALL AGES.



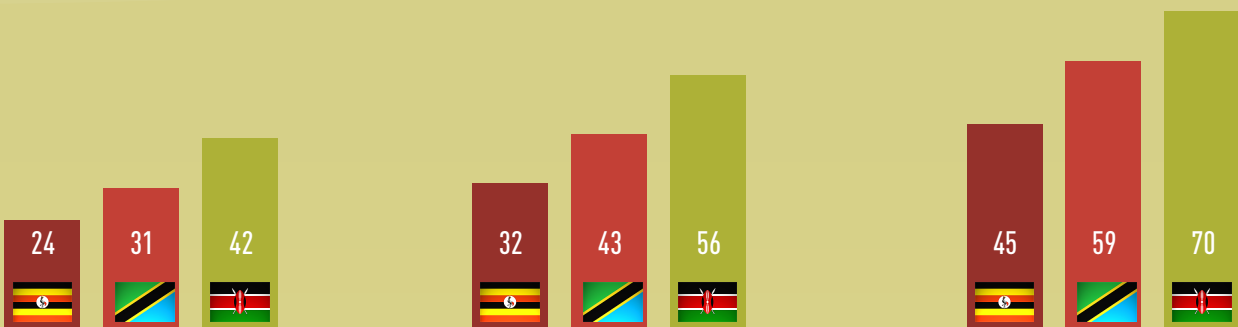
ULTRA-POOR



POOR




NON-POOR



Average pass rates on both the literacy and numeracy tests by household socio-economic status, all children aged 10+

## FACT 6

ON ANY GIVEN SCHOOL DAY ONE TEACHER IS ABSENT FROM A PUBLIC PRIMARY SCHOOL IN KENYA AND UGANDA AND TWO TEACHERS ABSENT IN TANZANIA.



## FACT 7

THE BASIC COMPETENCY LEVELS IN LITERACY AND NUMERACY ACROSS EAST AFRICA HAVE NOT CHANGED SINCE 2009/10

### MEAN TEST SCORE

UWEZO 1 64

UWEZO 2 64

UWEZO 3 65

---

The trends in learner achievement in these basic tests have remained constant across East Africa, for the last three years with very slight changes observed in numeracy in Tanzania

---